


WIRE ROPE

6X36 CLASS WIRE ROPE

6x36 Classification Wire Ropes have a third layer of wires, which makes them more flexible, although less abrasion resistant than ropes of the 6x19 classification. Each strand contains numerous small diameter wires. As the number of wires in each strand is increased, flexibility is increased, and as the number of wires in each strand decreases, the flexibility is decreased.


SPECIFICATION: RR-W-410D




EXTRA IMPROVED PLOW STEEL		
IWRC		
Diameter (Inches)	Approx. Weight per foot (Pounds)	Nominal Strength tons of 2000 lb.*
1/4	.116	3.40
5/16	.18	5.27
3/8	.26	7.55
7/16	.35	10.2
1/2	.46	13.3
9/16	.59	16.8
5/8	.72	20.6
3/4	1.04	29.4
7/8	1.42	39.8
1	1.85	51.7
1-1/8	2.34	65.0
1-1/4	2.89	79.9
1-3/8	3.50	96.0
1-1/2	4.16	114.
1-5/8	4.88	132.
1-3/4	5.67	153.
1-7/8	6.50	174.
2	7.39	198.

IMPROVED PLOW STEEL		
IWRC		
Diameter (Inches)	Approx. Weight per foot (Pounds)	Nominal Strength tons of 2000 lb.*
1/4	.116	2.94
5/16	.18	4.58
3/8	.26	6.56
7/16	.35	8.89
1/2	.46	11.5
9/16	.59	14.5
5/8	.72	17.9
3/4	1.04	25.6
7/8	1.42	34.6
1	1.85	44.9
1-1/8	2.34	56.5
1-1/4	2.89	69.4
1-3/8	3.50	83.5
1-1/2	4.16	98.9
1-5/8	4.88	115.
1-3/4	5.67	133.
1-7/8	6.50	152.
2	7.39	172.

IMPROVED PLOW STEEL		
FIBER CORE		
Diameter (Inches)	Approx. Weight per foot (Pounds)	Nominal Strength tons of 2000 lb.*
1/4	.105	2.74
5/16	.164	4.26
3/8	.236	6.10
7/16	.32	8.27
1/2	.42	10.7
9/16	.53	13.5
5/8	.66	16.7
3/4	.95	23.8
7/8	1.29	32.2
1	1.68	41.8
1-1/8	2.13	52.6
1-1/4	2.63	64.6
1-3/8	3.18	77.7
1-1/2	3.78	92.0
1-5/8	4.44	107.
1-3/4	5.15	124.
1-7/8	5.91	141.
2	6.72	160.



Wire rope products will break if abused, misused, or overused. Regular inspection and maintenance are necessary. Consult industry recommendations and applicable codes before using.




*Listed for comparison only. Actual operating loads may vary, but should never exceed the recommended design factor of 20% of catalog Nominal Strength.

6X36(WS) IWRC SPECIFICATION: RR-W-410D

IMPROVED PLOW STEEL/EXTRA IMPROVED PLOW STEEL

NOMINAL DIAMETER INCH	MIN BREAKING STRENGTH		WEIGHT LBS/FT	STOCK NUMBER 6 X 3 6
	IPS*	EIPS		
1/4"	5,880	6,800	0.116	J 65
5/16"	9,160	10,540	0.18	K 65
3/8"	13,120	15,100	0.26	L 65
7/16"	17,780	20,400	0.35	M 65
1/2"	23,000	26,600	0.46	N 65
9/16"	29,000	33,600	0.59	O 65
5/8"	35,800	41,200	0.72	A 65
3/4"	51,200	58,800	1.04	Q 65
7/8"	69,200	79,600	1.42	R 65
1"	89,800	103,400	1.85	S 65
1 1/8"	113,000	130,000	2.34	T 65
1 1/4"	138,000	159,800	2.89	U 65
1 3/8"	167,000	192,000	3.50	V 65
1 1/2"	197,000	228,000	4.16	W 65




6 x 36(WS)+IWRC

FIBER CORE 6 X 36 (WS) + FC

SPECIFICATION: RR-W-410D

IMPROVED PLOW STEEL/EXTRA IMPROVED PLOW STEEL

NOMINAL DIAMETER INCH	MIN. BREAKING STRENGTH		WEIGHT LBS/FT	STOCK NUMBER 6X36
	IPS*	EIPS		
1/4"	5,480	6,300	0.105	J55
5/16"	8,520	9,800	0.164	K55
3/8"	12,200	14,000	0.236	L55
7/16"	16,540	19,000	0.32	M55
1/2"	21,400	24,600	0.42	N55
9/16"	27,000	31,100	0.53	O55
5/8"	33,400	38,400	0.66	A55
3/4"	47,600	54,700	0.95	Q55
7/8"	64,400	74,100	1.29	R55
1"	83,600	96,100	1.68	S55
1 1/8"	105,200	121,000	2.13	T55
1 1/4"	129,200	148,600	2.63	U55
1 3/8"	155,400	178,700	3.18	V55
1 1/2"	184,000	211,600	3.78	W55



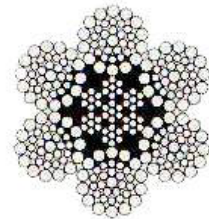
6 x 36(WS)+FC

GALVANIZED 6 X 36 (WS) + IWRC

SPECIFICATION: RR-W-410E

IMPROVED PLOW STEEL / EXTRA IMPROVED PLOW STEEL

NOMINAL DIAMETER INCH	MIN. BREAKING STRENGTH		WEIGHT LBS/FT	STOCK NUMBER 6X19
	IPS*	EIPS		
1/4"	5,300	6,120	0.105	J62
5/16"	8,240	9,480	0.164	K62
3/8"	11,800	13,600	0.236	L62
7/16"	16,000	18,360	0.320	M62
1/2"	20,700	24,000	0.420	N62
9/16"	26,100	30,200	0.530	O62
5/8"	32,200	37,000	0.660	A62
3/4"	46,000	53,000	0.950	Q62
7/8"	62,200	71,600	1.290	R62
1"	80,800	93,000	1.680	S62
1 1/8"	101,800	117,000	2.130	T62
1 1/4"	125,000	143,800	2.630	U62
1 3/8"	150,400	172,800	3.180	V62
1 1/2"	178,000	206,000	3.780	W62



6 x 36(WS)+IWRC

Wire rope products will break if abused, misused, or Overused. Regular inspection and maintenance are necessary. Consult industry recommendations and applicable codes before using.

*LISTED FOR COMPARISON ONLY. ACTUAL OPERATING LOADS MAY VARY, BUT SHOULD NEVER EXCEED THE RECOMMENDED DESIGN FACTOR OF 20% OF CATALOG NOMINAL STRENGTH.